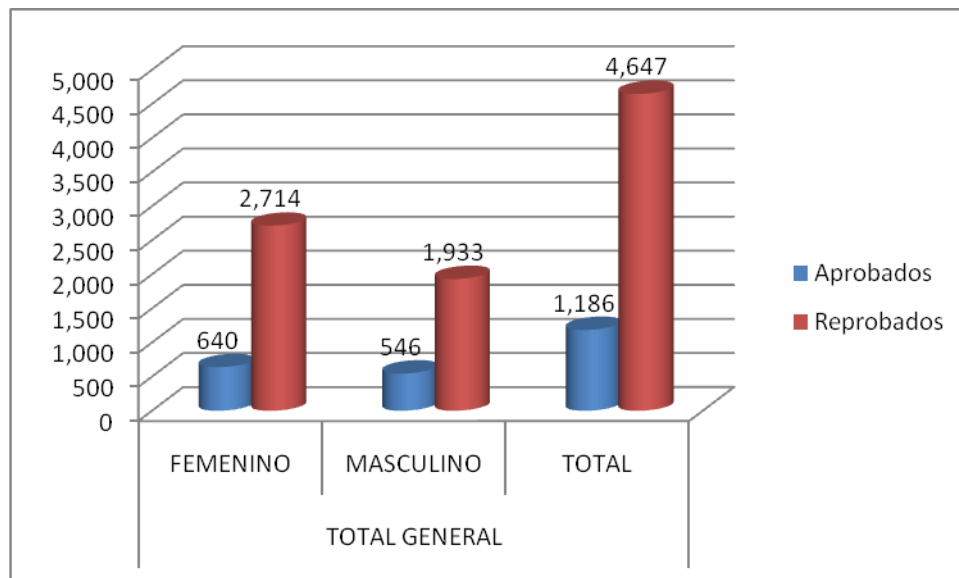


## Estadísticas Examen Notario CSJ 2016

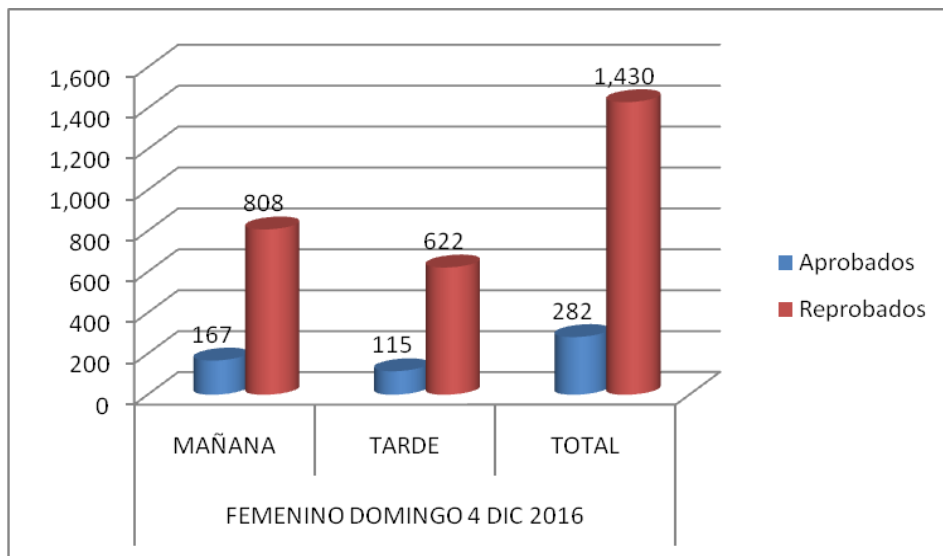
NOTA	FEMENINO	MASCULINO	TOTAL
0.0	5	6	11
0.5	0	0	0
1.0	6	4	10
1.5	26	17	43
2.0	50	49	99
2.5	134	95	229
3.0	258	170	428
3.5	373	245	618
4.0	492	310	802
4.5	506	399	905
5.0	489	366	855
5.5	375	272	647
6.0	253	213	466
6.5	199	166	365
7.0	103	88	191
7.5	44	55	99
8.0	22	16	38
8.5	14	4	18
9.0	5	3	8
9.5	0	1	1
<b>TOTAL</b>	<b>3,354</b>	<b>2,479</b>	<b>5,833</b>
	<b>TOTAL GENERAL</b>		
	<b>FEMENINO</b>	<b>MASCULINO</b>	<b>TOTAL</b>
Aprobados	640	546	1,186
Reprobados	2,714	1,933	4,647

FEM	MASC	TOT
0.1%	0.2%	0.2%
0.0%	0.0%	0.0%
0.2%	0.2%	0.2%
0.8%	0.7%	0.7%
1.5%	2.0%	1.7%
4.0%	3.8%	3.9%
7.7%	6.9%	7.3%
11.1%	9.9%	10.6%
14.7%	12.5%	13.7%
15.1%	16.1%	15.5%
14.6%	14.8%	14.7%
11.2%	11.0%	11.1%
7.5%	8.6%	8.0%
5.9%	6.7%	6.3%
3.1%	3.5%	3.3%
1.3%	2.2%	1.7%
0.7%	0.6%	0.7%
0.4%	0.2%	0.3%
0.1%	0.1%	0.1%
0.0%	0.0%	0.0%
<b>100.0%</b>	<b>100.0%</b>	<b>100.0%</b>
<b>19.1%</b>	<b>22.0%</b>	<b>20.3%</b>
<b>80.9%</b>	<b>78.0%</b>	<b>79.7%</b>



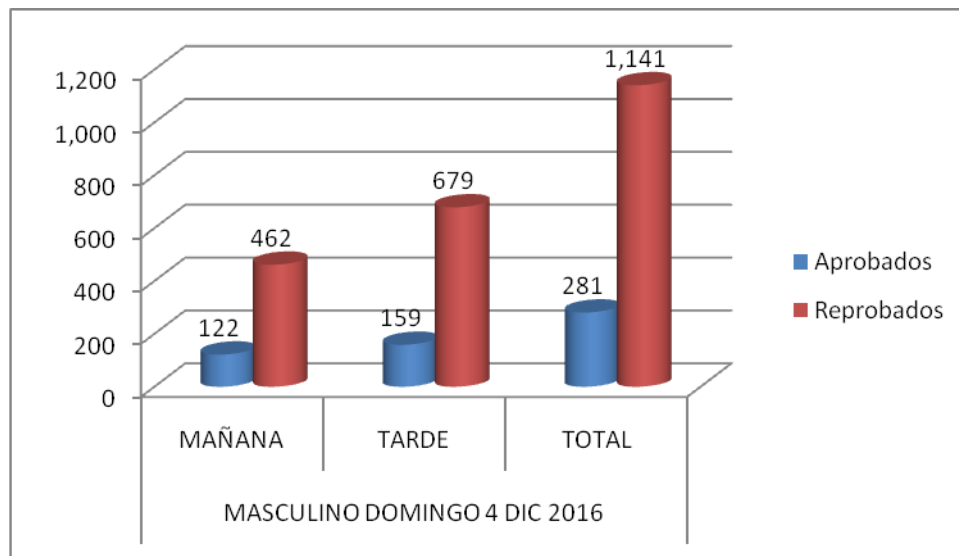
	FEMENINO		
	DOMINGO 4 DE DICIEMBRE DE 2016		
NOTA	MAÑANA	TARDE	TOTAL
0.0	1	1	2
0.5			0
1.0	2		2
1.5	5	7	12
2.0	13	19	32
2.5	30	27	57
3.0	62	56	118
3.5	105	95	200
4.0	150	113	263
4.5	164	110	274
5.0	164	102	266
5.5	112	92	204
6.0	81	49	130
6.5	50	39	89
7.0	22	17	39
7.5	7	3	10
8.0	6	2	8
8.5	1	3	4
9.0		2	2
9.5			0
<b>TOTAL</b>	<b>975</b>	<b>737</b>	<b>1,712</b>
	FEMENINO DOMINGO 4 DIC 2016		
	MAÑANA	TARDE	TOTAL
Aprobados	167	115	282
Reprobados	808	622	1,430

FEM		
DOM 4 DIC 2016		
MAT	VES	TOTAL
0.1%	0.1%	0.1%
0.0%	0.0%	0.0%
0.2%	0.0%	0.1%
0.5%	0.9%	0.7%
1.3%	2.6%	1.9%
3.1%	3.7%	3.3%
6.4%	7.6%	6.9%
10.8%	12.9%	11.7%
15.4%	15.3%	15.4%
16.8%	14.9%	16.0%
16.8%	13.8%	15.5%
11.5%	12.5%	11.9%
8.3%	6.6%	7.6%
5.1%	5.3%	5.2%
2.3%	2.3%	2.3%
0.7%	0.4%	0.6%
0.6%	0.3%	0.5%
0.1%	0.4%	0.2%
0.0%	0.3%	0.1%
0.0%	0.0%	0.0%
<b>100.0%</b>	<b>100.0%</b>	<b>100.0%</b>
DOM 4 DIC 2016		
<b>17.1%</b>	<b>15.6%</b>	<b>16.5%</b>
<b>82.9%</b>	<b>84.4%</b>	<b>83.5%</b>



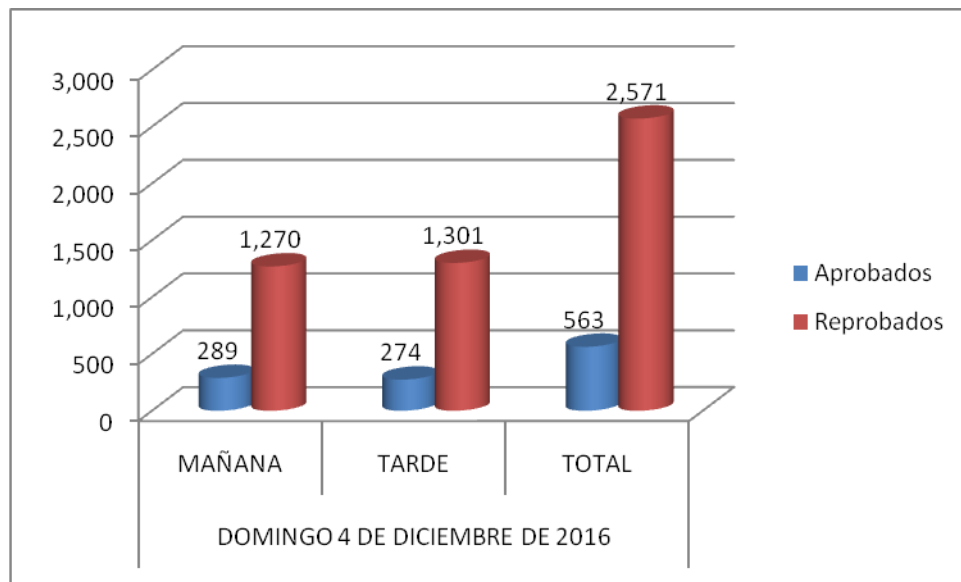
MASCULINO			
DOMINGO 4 DE DICIEMBRE DE 2016			
NOTA	MAÑANA	TARDE	TOTAL
0.0	1	1	2
0.5			0
1.0		4	4
1.5	6	5	11
2.0	13	20	33
2.5	20	33	53
3.0	35	59	94
3.5	66	90	156
4.0	76	118	194
4.5	87	127	214
5.0	94	131	225
5.5	64	91	155
6.0	53	71	124
6.5	34	53	87
7.0	24	19	43
7.5	8	13	21
8.0	3	2	5
8.5			0
9.0		1	1
9.5			0
<b>TOTAL</b>	<b>584</b>	<b>838</b>	<b>1,422</b>
MASCULINO DOMINGO 4 DIC 2016			
	MAÑANA	TARDE	TOTAL
Aprobados	122	159	281
Reprobados	462	679	1,141

MASC		
DOM 4 DIC 2016		
MAT	VES	TOTAL
0.2%	0.1%	0.1%
0.0%	0.0%	0.0%
0.0%	0.5%	0.3%
1.0%	0.6%	0.8%
2.2%	2.4%	2.3%
3.4%	3.9%	3.7%
6.0%	7.0%	6.6%
11.3%	10.7%	11.0%
13.0%	14.1%	13.6%
14.9%	15.2%	15.0%
16.1%	15.6%	15.8%
11.0%	10.9%	10.9%
9.1%	8.5%	8.7%
5.8%	6.3%	6.1%
4.1%	2.3%	3.0%
1.4%	1.6%	1.5%
0.5%	0.2%	0.4%
0.0%	0.0%	0.0%
0.0%	0.1%	0.1%
0.0%	0.0%	0.0%
<b>100.0%</b>	<b>100.0%</b>	<b>100.0%</b>
DOM 4 DIC 2016		
20.9%	19.0%	19.8%
79.1%	81.0%	80.2%



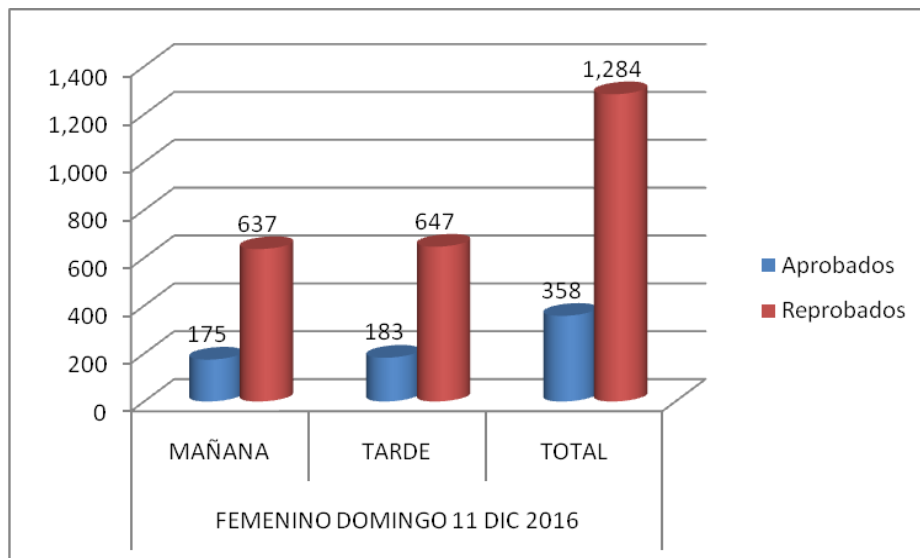
DOMINGO 4 DE DICIEMBRE DE 2016			
TOTAL	1,559	1,575	3,134
DOMINGO 4 DE DICIEMBRE DE 2016			
	MAÑANA	TARDE	TOTAL
Aprobados	289	274	563
Reprobados	1,270	1,301	2,571

DOM 4 DIC 2016		
100.0%	100.0%	100.0%
DOM 4 DIC 2016		
MAT	VES	TOTAL
18.5%	17.4%	18.0%
81.5%	82.6%	82.0%



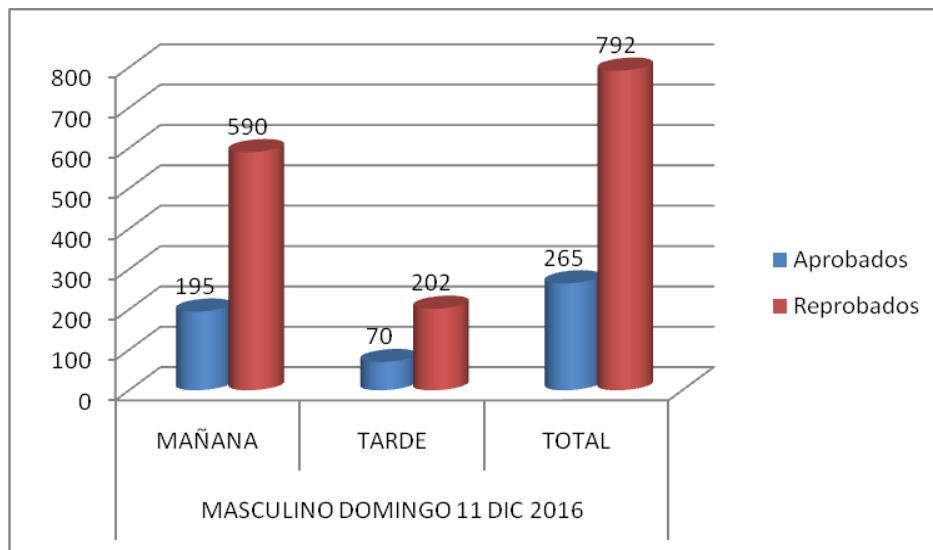
	FEMENINO		
	DOMINGO 11 DE DICIEMBRE DE 2016		
NOTA	MAÑANA	TARDE	TOTAL
0.0	2	1	3
0.5			0
1.0	2	2	4
1.5	5	9	14
2.0	10	8	18
2.5	40	37	77
3.0	71	69	140
3.5	88	85	173
4.0	107	122	229
4.5	110	122	232
5.0	114	109	223
5.5	88	83	171
6.0	56	67	123
6.5	56	54	110
7.0	31	33	64
7.5	20	14	34
8.0	5	9	14
8.5	5	5	10
9.0	2	1	3
9.5			0
<b>TOTAL</b>	<b>812</b>	<b>830</b>	<b>1,642</b>
	FEMENINO DOMINGO 11 DIC 2016		
	MAÑANA	TARDE	TOTAL
Aprobados	175	183	358
Reprobados	637	647	1,284

FEM		
DOM 11 DIC 2016		
MAT	VES	TOTAL
0.2%	0.1%	0.2%
0.0%	0.0%	0.0%
0.2%	0.2%	0.2%
0.6%	1.1%	0.9%
1.2%	1.0%	1.1%
4.9%	4.5%	4.7%
8.7%	8.3%	8.5%
10.8%	10.2%	10.5%
13.2%	14.7%	13.9%
13.5%	14.7%	14.1%
14.0%	13.1%	13.6%
10.8%	10.0%	10.4%
6.9%	8.1%	7.5%
6.9%	6.5%	6.7%
3.8%	4.0%	3.9%
2.5%	1.7%	2.1%
0.6%	1.1%	0.9%
0.6%	0.6%	0.6%
0.2%	0.1%	0.2%
0.0%	0.0%	0.0%
<b>100.0%</b>	<b>100.0%</b>	<b>100.0%</b>
DOM 11 DIC 2016		
21.6%	22.0%	21.8%
78.4%	78.0%	78.2%



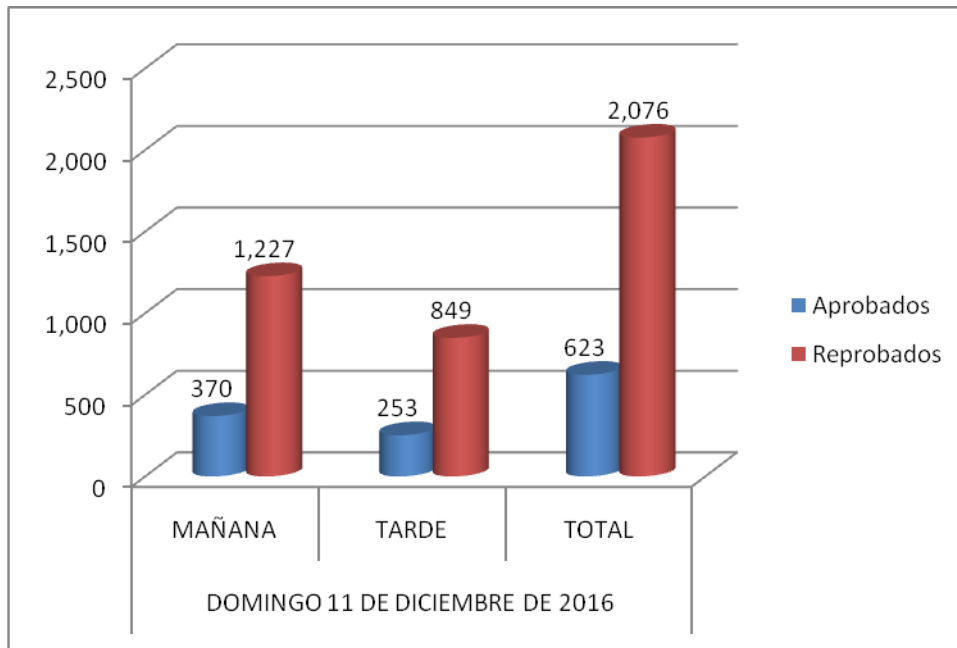
MASCULINO			
DOMINGO 11 DE DICIEMBRE DE 2016			
NOTA	MAÑANA	TARDE	TOTAL
0.0	3	1	4
0.5			0
1.0			0
1.5	5	1	6
2.0	13	3	16
2.5	33	9	42
3.0	59	17	76
3.5	74	15	89
4.0	88	28	116
4.5	129	56	185
5.0	103	38	141
5.5	83	34	117
6.0	68	21	89
6.5	55	24	79
7.0	32	13	45
7.5	27	7	34
8.0	8	3	11
8.5	3	1	4
9.0	2		2
9.5		1	1
<b>TOTAL</b>	<b>785</b>	<b>272</b>	<b>1,057</b>
MASCULINO DOMINGO 11 DIC 2016			
	MAÑANA	TARDE	TOTAL
Aprobados	195	70	265
Reprobados	590	202	792

MASC		
DOM 11 DIC 2016		
MAT	VES	TOTAL
0.4%	0.4%	0.4%
0.0%	0.0%	0.0%
0.0%	0.0%	0.0%
0.6%	0.4%	0.6%
1.7%	1.1%	1.5%
4.2%	3.3%	4.0%
7.5%	6.3%	7.2%
9.4%	5.5%	8.4%
11.2%	10.3%	11.0%
16.4%	20.6%	17.5%
13.1%	14.0%	13.3%
10.6%	12.5%	11.1%
8.7%	7.7%	8.4%
7.0%	8.8%	7.5%
4.1%	4.8%	4.3%
3.4%	2.6%	3.2%
1.0%	1.1%	1.0%
0.4%	0.4%	0.4%
0.3%	0.0%	0.2%
0.0%	0.4%	0.1%
<b>100.0%</b>	<b>100.0%</b>	<b>100.0%</b>
DOM 11 DIC 2016		
24.8%	25.7%	25.1%
75.2%	74.3%	74.9%



DOMINGO 11 DE DICIEMBRE DE 2016			
TOTAL	1,597	1,102	2,699
DOMINGO 11 DE DICIEMBRE DE 2016			
	MAÑANA	TARDE	TOTAL
Aprobados	370	253	623
Reprobados	1,227	849	2,076

DOM 11 DIC 2016		
100.0%	100.0%	100.0%
DOM 11 DIC 2016		
MAT	VES	TOTAL
23.2%	23.0%	23.1%
76.8%	77.0%	76.9%



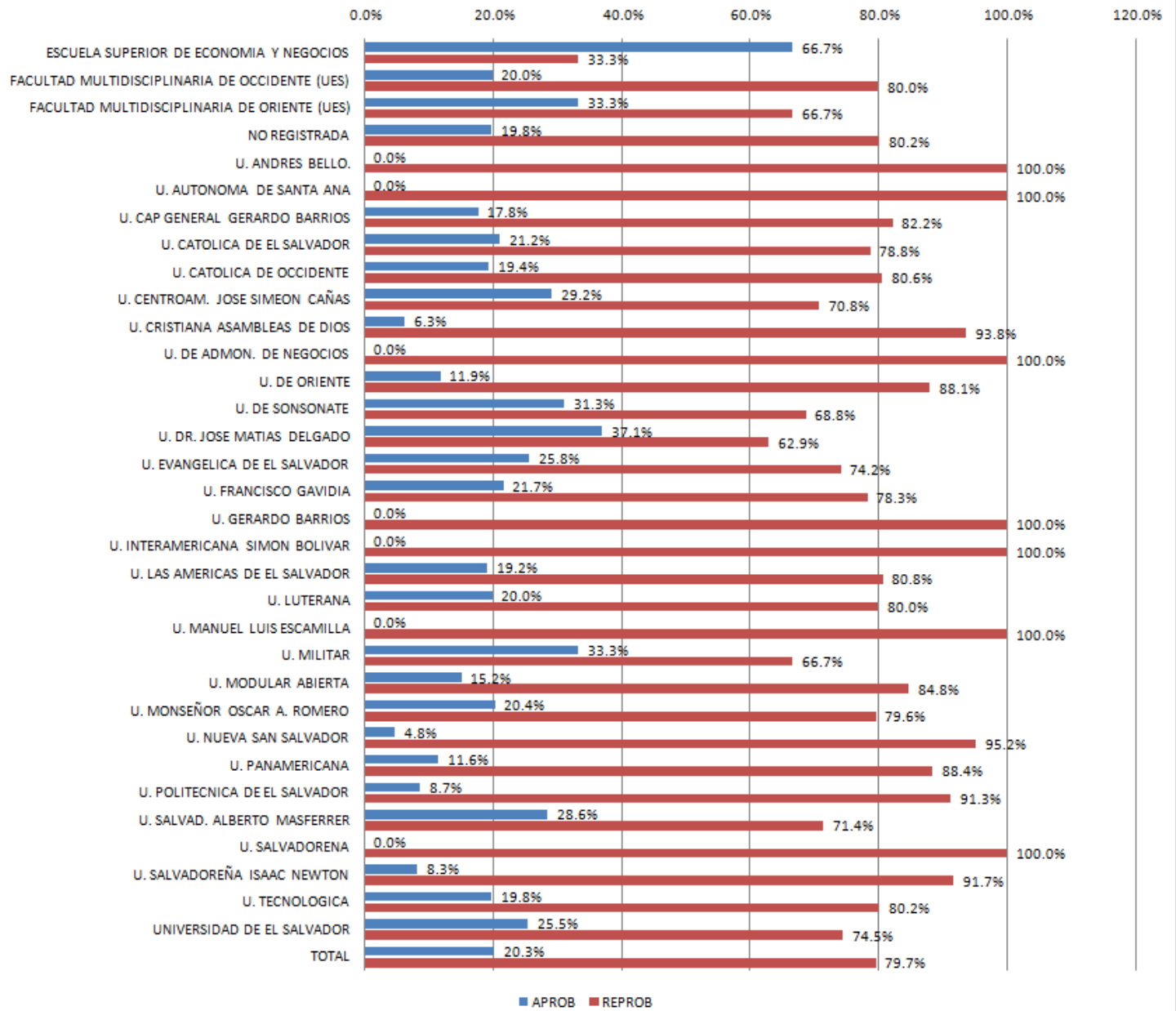
POR INSTIUCIÓN DE EDUCACIÓN SUPERIOR

UNIVERSIDAD	APROBADOS		REPROBADOS		APROB	REPROB	TOTAL
	FEM	MASC	FEM	MASC			
ESCUELA SUPERIOR DE ECONOMIA Y NEGOCIOS	7	1	1	3	8	4	12
FACULTAD MULTIDISCIPLINARIA DE OCCIDENTE (UES)	1	1	4	4	2	8	10
FACULTAD MULTIDISCIPLINARIA DE ORIENTE (UES)	2		3	1	2	4	6
NO REGISTRADA	406	326	1,721	1,242	732	2,963	3,695
U. ANDRES BELLO.			1		0	1	1
U. AUTONOMA DE SANTA ANA			1	1	0	2	2
U. CAP GENERAL GERARDO BARRIOS	18	12	80	59	30	139	169
U. CATOLICA DE EL SALVADOR	4	3	16	10	7	26	33
U. CATOLICA DE OCCIDENTE	4	2	15	10	6	25	31
U. CENTROAM. JOSE SIMEON CAÑAS	20	20	63	34	40	97	137
U. CRISTIANA ASAMBLEAS DE DIOS		1	9	6	1	15	16
U. DE ADMON. DE NEGOCIOS			1	1	0	2	2
U. DE ORIENTE	7	6	68	28	13	96	109
U. DE SONSONATE	4	6	15	7	10	22	32
U. DR. JOSE MATIAS DELGADO	18	25	48	25	43	73	116
U. EVANGELICA DE EL SALVADOR	6	2	15	8	8	23	31
U. FRANCISCO GAVIDIA	23	18	93	55	41	148	189
U. GERARDO BARRIOS			3	2	0	5	5
U. INTERAMERICANA SIMON BOLIVAR				1	0	1	1
U. LAS AMERICAS DE EL SALVADOR	1	4	10	11	5	21	26
U. LUTERANA	1		3	1	1	4	5
U. MANUEL LUIS ESCAMILLA			1	2	0	3	3
U. MILITAR		1		2	1	2	3
U. MODULAR ABIERTA	8	26	95	95	34	190	224
U. MONSEÑOR OSCAR A. ROMERO	5	6	28	15	11	43	54
U. NUEVA SAN SALVADOR	1		10	10	1	20	21
U. PANAMERICANA	4	10	52	55	14	107	121
U. POLITECNICA DE EL SALVADOR		2	10	11	2	21	23
U. SALVAD. ALBERTO MASFERRER	5	1	11	4	6	15	21
U. SALVADORENA			6	7	0	13	13
U. SALVADOREÑA ISAAC NEWTON	1		6	5	1	11	12
U. TECNOLOGICA	29	20	109	89	49	198	247
UNIVERSIDAD DE EL SALVADOR	65	53	216	129	118	345	463
<b>TOTAL</b>	<b>640</b>	<b>546</b>	<b>2,714</b>	<b>1,933</b>	<b>1,186</b>	<b>4,647</b>	<b>5,833</b>

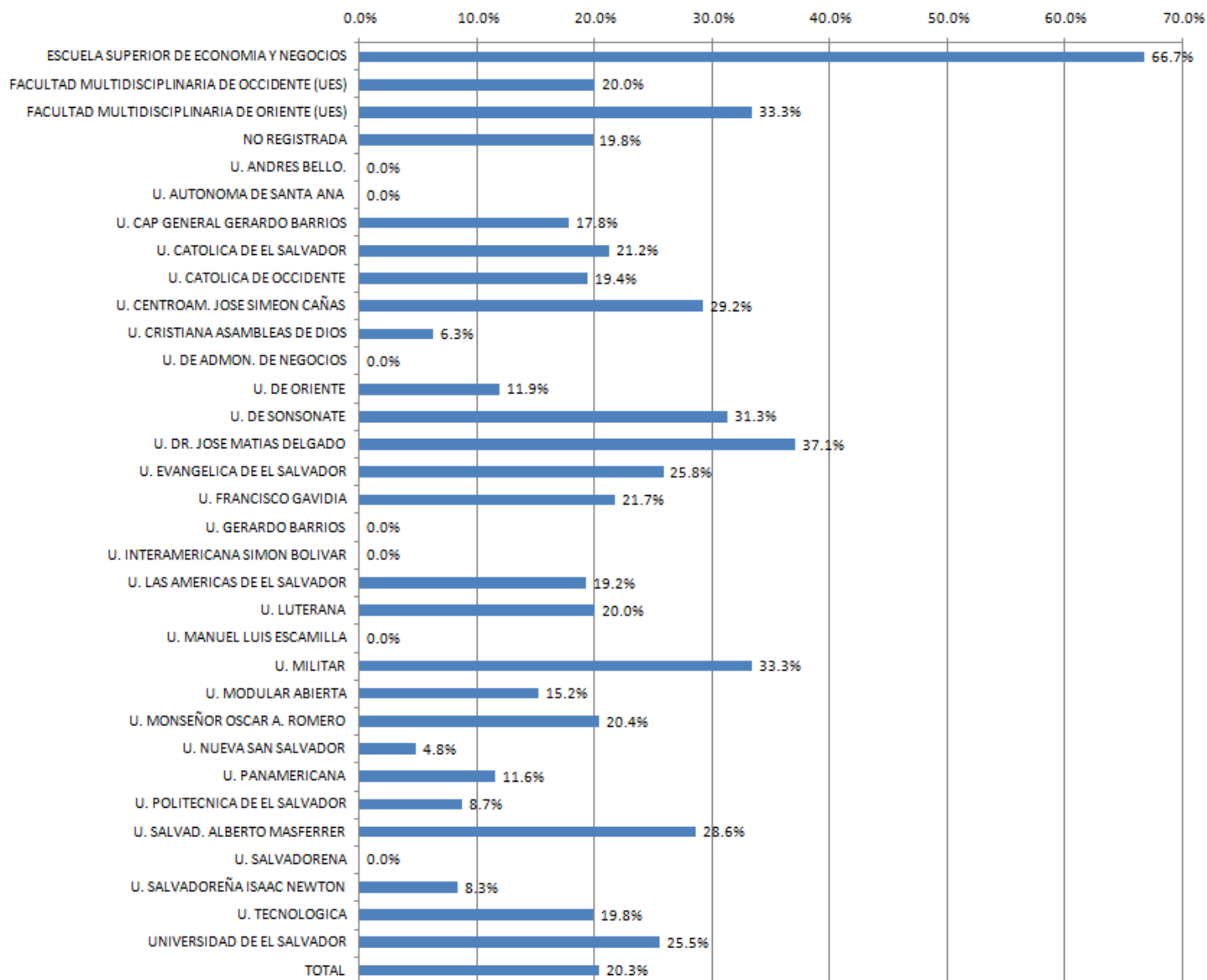


	<b>APROB</b>	<b>REPROB</b>	<b>TOTAL</b>	<b>APROB</b>	<b>REPROB</b>
ESCUELA SUPERIOR DE ECONOMIA Y NEGOCIOS	8	4	12	66.7%	33.3%
FACULTAD MULTIDISCIPLINARIA DE OCCIDENTE (UES)	2	8	10	20.0%	80.0%
FACULTAD MULTIDISCIPLINARIA DE ORIENTE (UES)	2	4	6	33.3%	66.7%
NO REGISTRADA	732	2,963	3,695	19.8%	80.2%
U. ANDRES BELLO.	0	1	1	0.0%	100.0%
U. AUTONOMA DE SANTA ANA	0	2	2	0.0%	100.0%
U. CAP GENERAL GERARDO BARRIOS	30	139	169	17.8%	82.2%
U. CATOLICA DE EL SALVADOR	7	26	33	21.2%	78.8%
U. CATOLICA DE OCCIDENTE	6	25	31	19.4%	80.6%
U. CENTROAM. JOSE SIMEON CAÑAS	40	97	137	29.2%	70.8%
U. CRISTIANA ASAMBLEAS DE DIOS	1	15	16	6.3%	93.8%
U. DE ADMON. DE NEGOCIOS	0	2	2	0.0%	100.0%
U. DE ORIENTE	13	96	109	11.9%	88.1%
U. DE SONSONATE	10	22	32	31.3%	68.8%
U. DR. JOSE MATIAS DELGADO	43	73	116	37.1%	62.9%
U. EVANGELICA DE EL SALVADOR	8	23	31	25.8%	74.2%
U. FRANCISCO GAVIDIA	41	148	189	21.7%	78.3%
U. GERARDO BARRIOS	0	5	5	0.0%	100.0%
U. INTERAMERICANA SIMON BOLIVAR	0	1	1	0.0%	100.0%
U. LAS AMERICAS DE EL SALVADOR	5	21	26	19.2%	80.8%
U. LUTERANA	1	4	5	20.0%	80.0%
U. MANUEL LUIS ESCAMILLA	0	3	3	0.0%	100.0%
U. MILITAR	1	2	3	33.3%	66.7%
U. MODULAR ABIERTA	34	190	224	15.2%	84.8%
U. MONSEÑOR OSCAR A. ROMERO	11	43	54	20.4%	79.6%
U. NUEVA SAN SALVADOR	1	20	21	4.8%	95.2%
U. PANAMERICANA	14	107	121	11.6%	88.4%
U. POLITECNICA DE EL SALVADOR	2	21	23	8.7%	91.3%
U. SALVAD. ALBERTO MASFERRER	6	15	21	28.6%	71.4%
U. SALVADORENA	0	13	13	0.0%	100.0%
U. SALVADOREÑA ISAAC NEWTON	1	11	12	8.3%	91.7%
U. TECNOLOGICA	49	198	247	19.8%	80.2%
UNIVERSIDAD DE EL SALVADOR	118	345	463	25.5%	74.5%
<b>TOTAL</b>	<b>1,186</b>	<b>4,647</b>	<b>5,833</b>	<b>20.3%</b>	<b>79.7%</b>

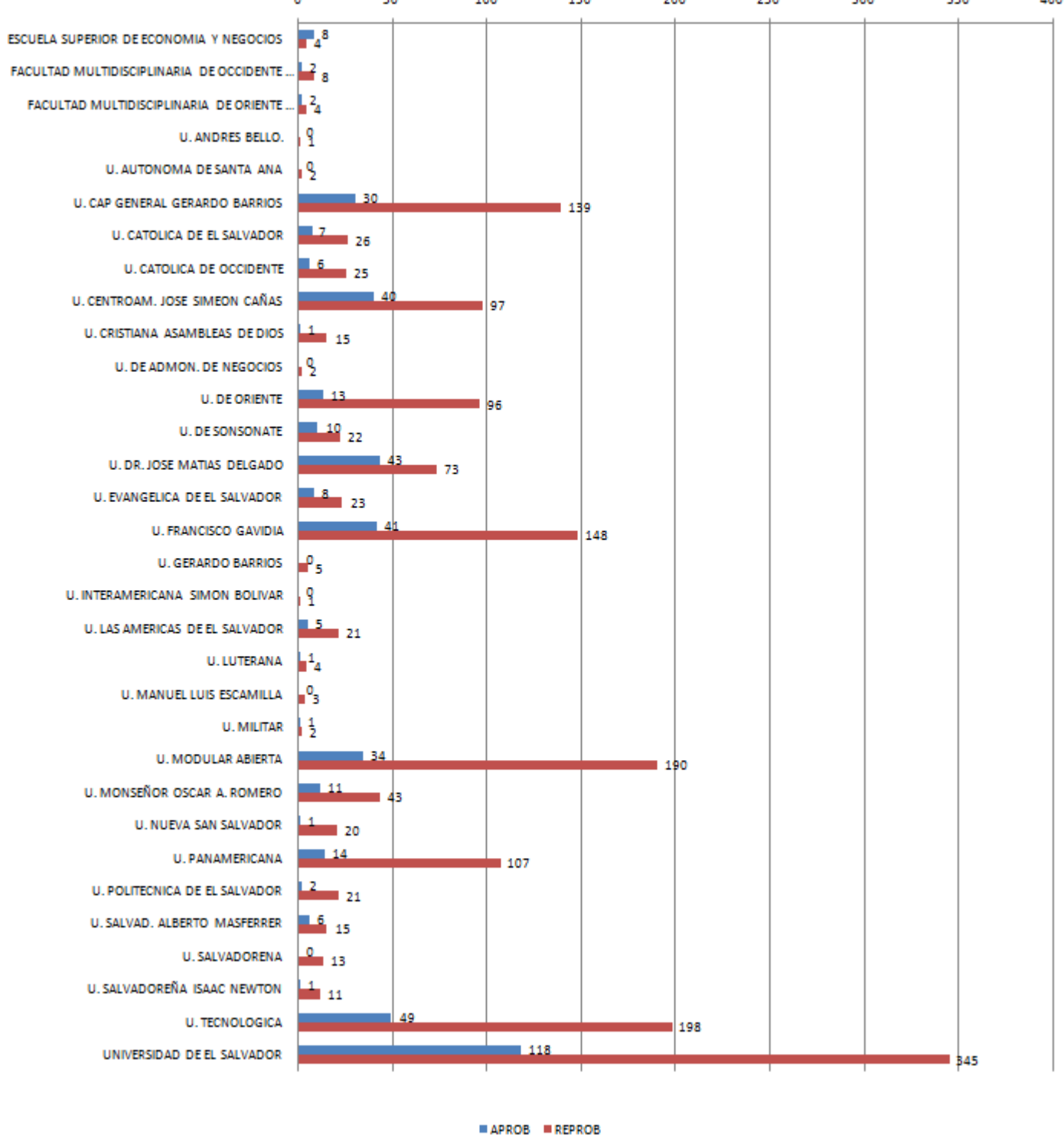
## % Aprobados y reprobados por institución



## % APROBADOS POR INSTITUCIÓN



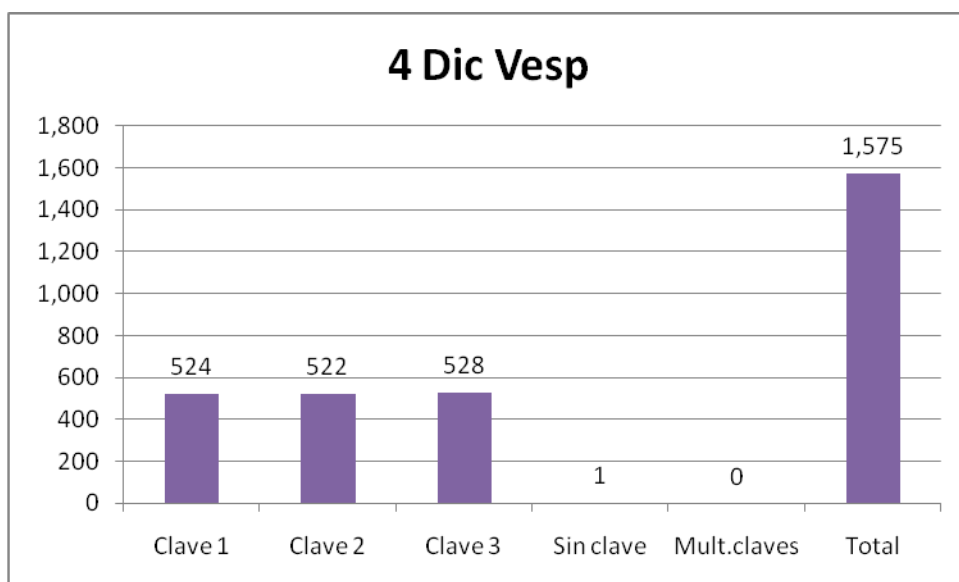

## NÚMERO DE APROBADOS Y REPROBADOS POR INSTITUCIÓN



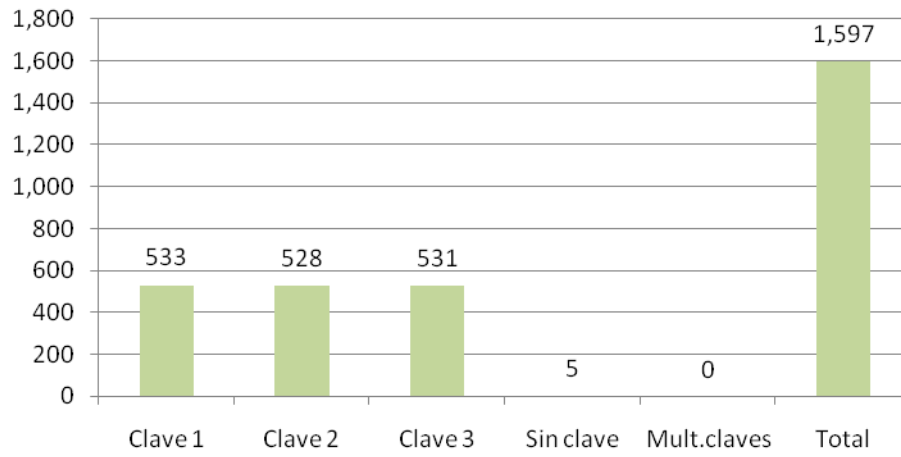
Para mayor facilidad, se ha omitido en esta gráfica los de universidad "NO REGISTRADA"

### Número de examinandos por día, turno y clave

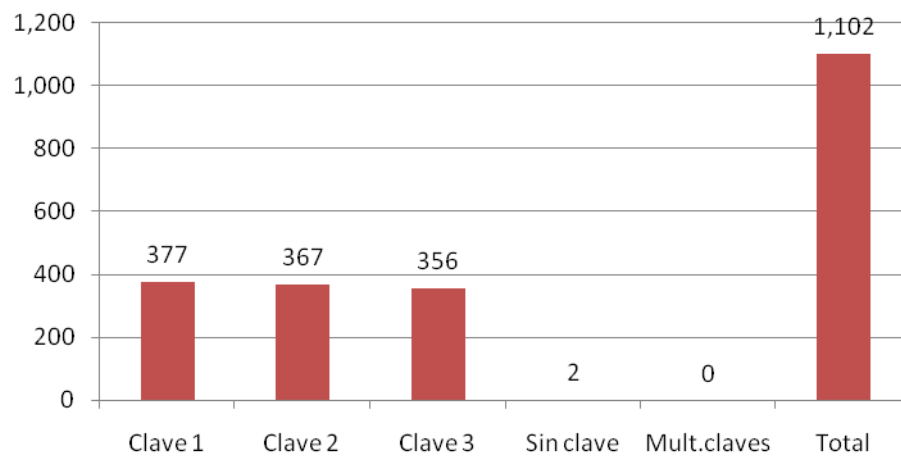
	4 Dic Mat	4 Dic Ves	11 Dic Mat	11 Dic Ves
Clave 1	509	524	533	377
Clave 2	518	522	528	367
Clave 3	530	528	531	356
Sin clave	2	1	5	2
Mult.claves	0	0	0	0
Total	1,559	1,575	1,597	1,102



## 11 Dic Mat



## 11 Dic Ves



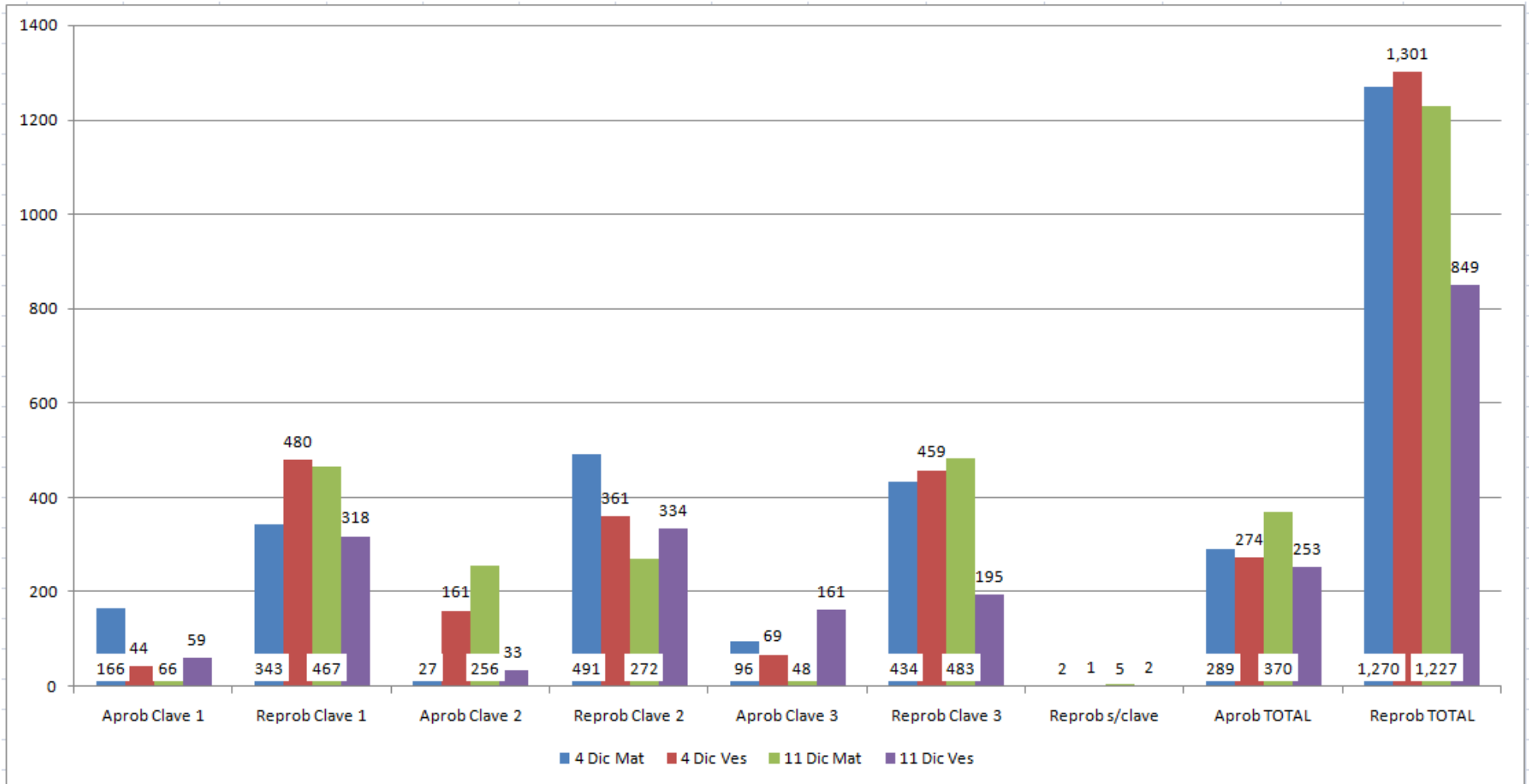
### Aprobados y reprobados por día, turno y clave

	<b>4 Dic Mat</b>	<b>4 Dic Ves</b>	<b>11 Dic Mat</b>	<b>11 Dic Ves</b>	<b>Total</b>
Aprob Clave 1	166	44	66	59	335
Reprob Clave 1	343	480	467	318	1,608
Aprob Clave 2	27	161	256	33	477
Reprob Clave 2	491	361	272	334	1,458
Aprob Clave 3	96	69	48	161	374
Reprob Clave 3	434	459	483	195	1,571
Reprob s/clave	2	1	5	2	10
Aprob TOTAL	289	274	370	253	1,186
Reprob TOTAL	1,270	1,301	1,227	849	4,647
Total A+R	1,559	1,575	1,597	1,102	5,833

### % Aprobados y reprobados por día, turno y clave

	<b>4 Dic Mat</b>	<b>4 Dic Ves</b>	<b>11 Dic Mat</b>	<b>11 Dic Ves</b>	<b>Total</b>
Aprob Clave 1	32.6%	8.4%	12.4%	15.6%	
Reprob Clave 1	67.4%	91.6%	87.6%	84.4%	
Aprob Clave 2	5.2%	30.8%	48.5%	9.0%	
Reprob Clave 2	94.8%	69.2%	51.5%	91.0%	
Aprob Clave 3	18.1%	13.1%	9.0%	45.2%	
Reprob Clave 3	81.9%	86.9%	91.0%	54.8%	
Reprob s/clave	0.1%	0.1%	0.3%	0.2%	
Aprob TOTAL	18.5%	17.4%	23.2%	23.0%	20.3%
Reprob TOTAL	81.5%	82.6%	76.8%	77.0%	79.7%

### Aprobados y reprobados por día, turno y clave





% Aprobados y reprobados por día, turno y clave

